

FLOORING REPLACEMENT ON LEVELS 3, 4, AND 5 AT THE PENNSYLVANIA JUDICIAL CENTER 601 COMMONWEALTH AVENUE HARRISBURG, PENNSYLVANIA 17120 FOR THE COMMONWEALTH COURT OF PENNSYLVANIA

08.28.2019 | FINAL REVIEW SET

SCALE: NONE

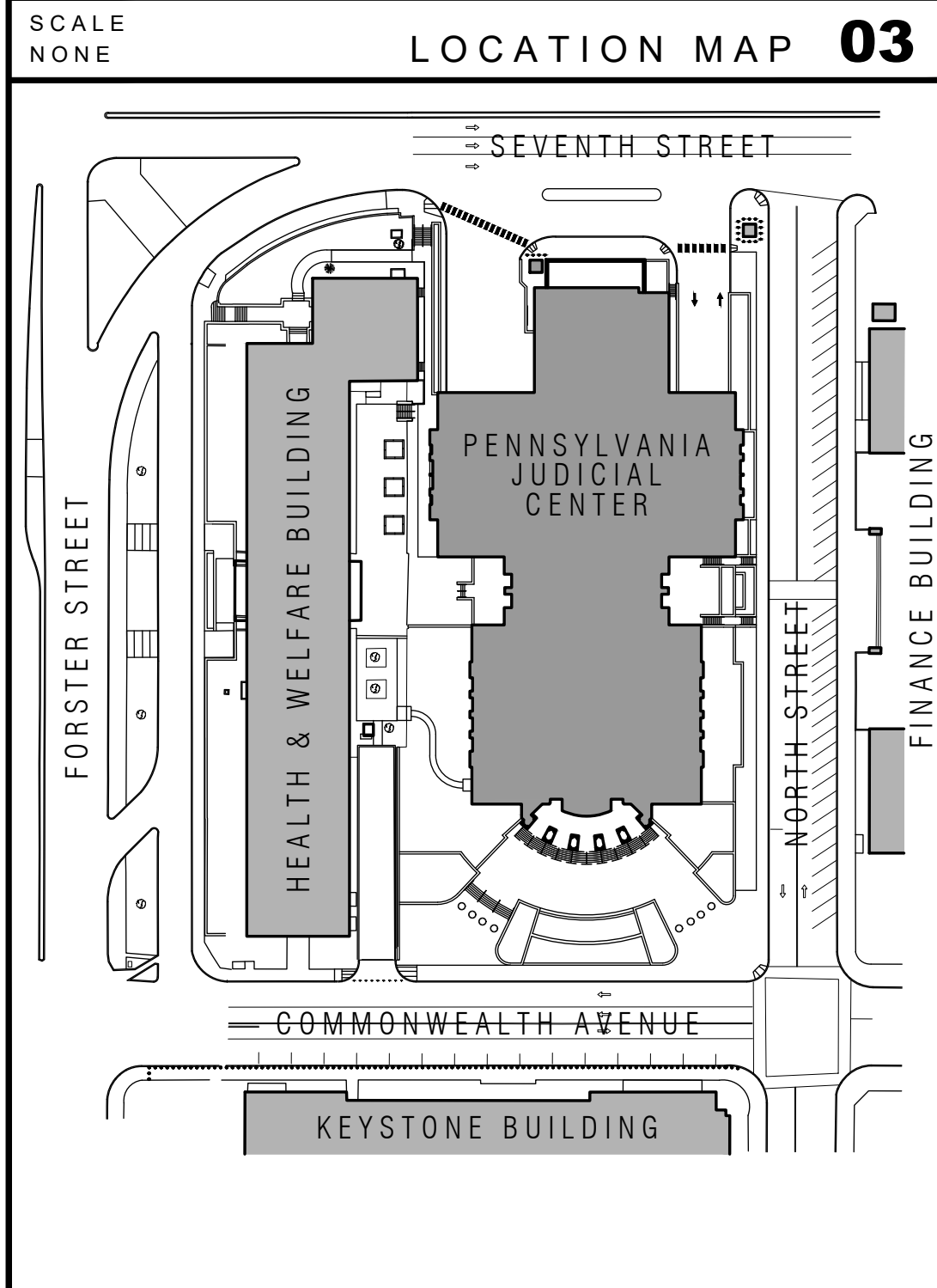
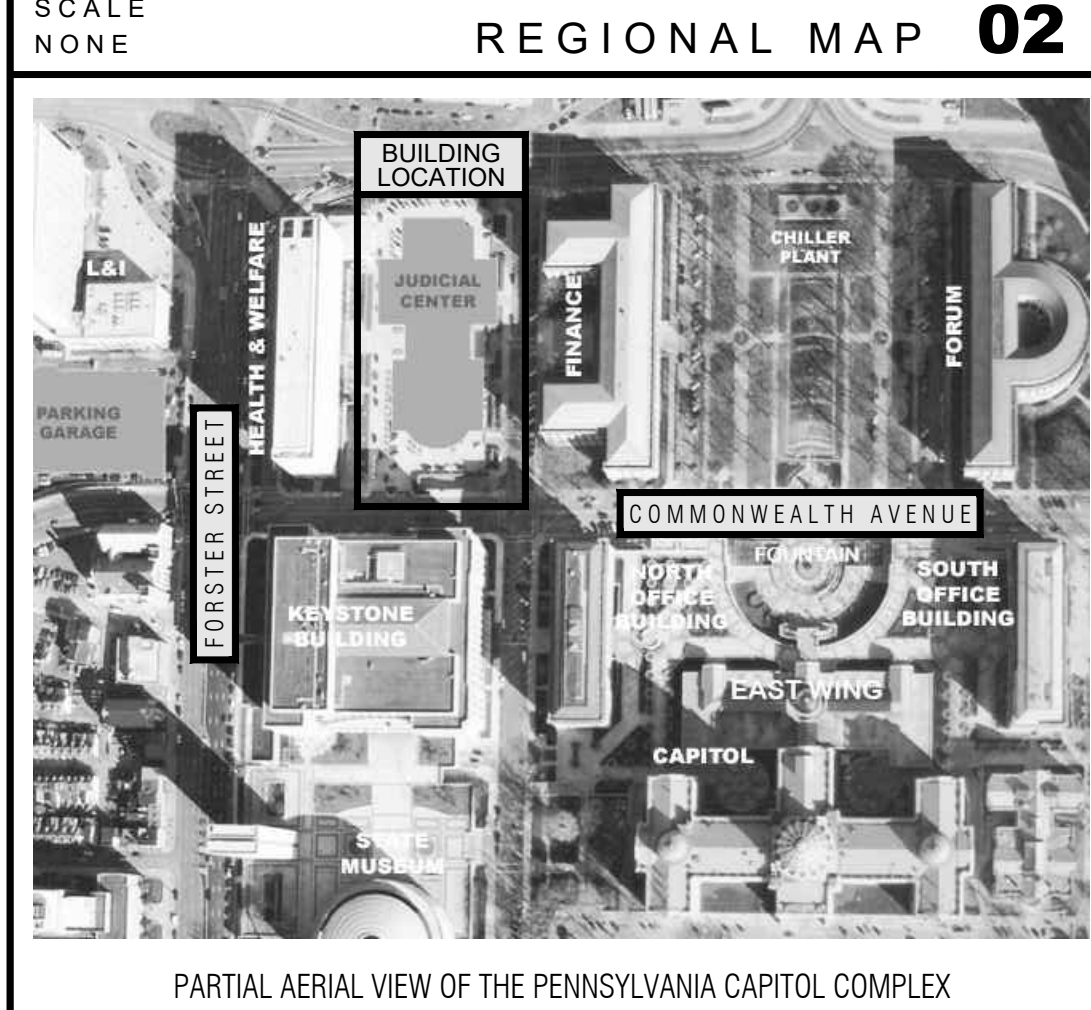
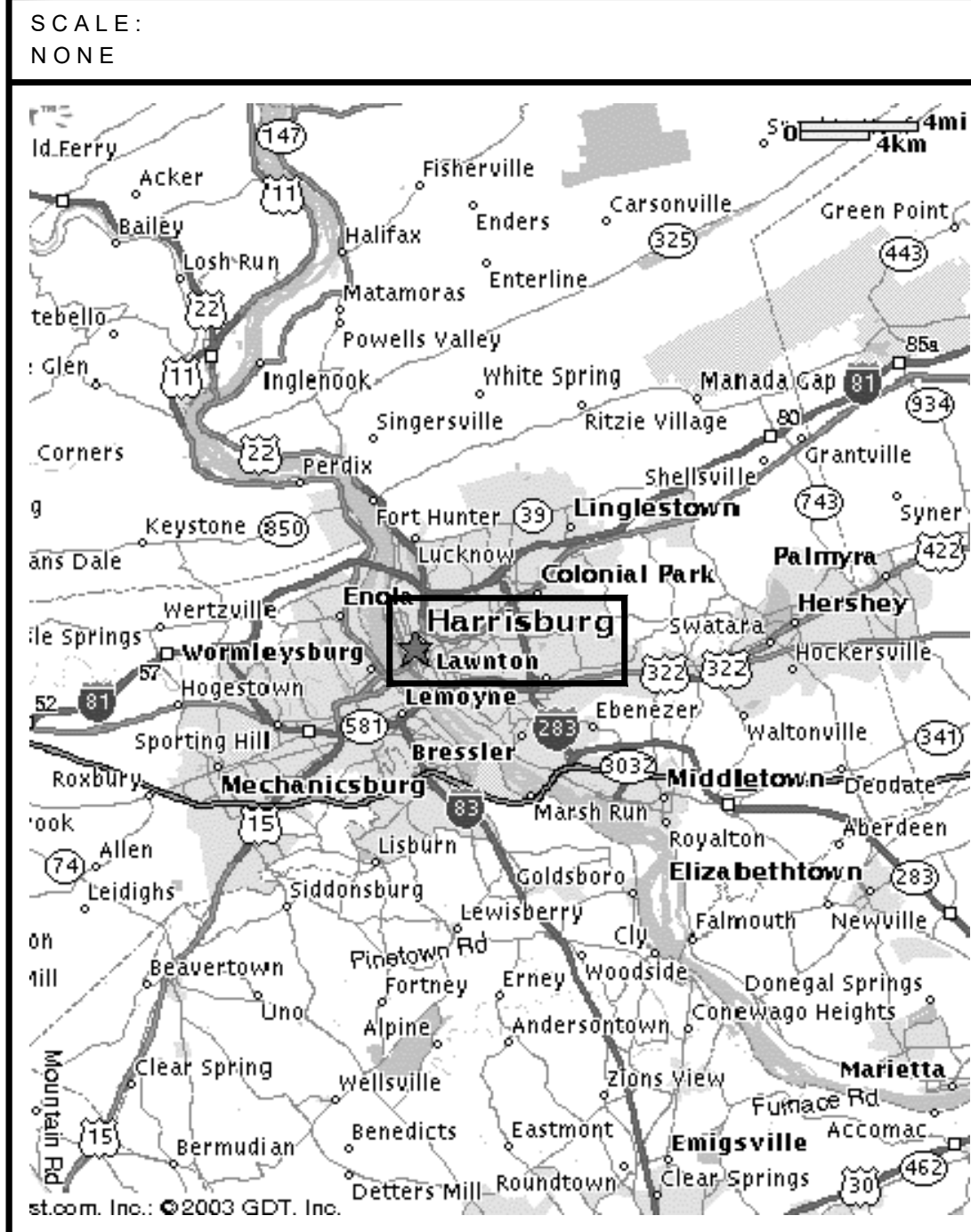
PROJECT TITLE AND ADDRESS 01

SYMBOLS LEGEND 06

18 COLUMN LINE ID
 OFFICE ROOM Name
 B1616 ROOM IDENTIFICATION
 47 SF Room Number
 Gross Area of Room
 01 SECTION Detail Number
 44.04 Drawing Number
 01A DETAIL Detail Number
 44.07 Drawing Number
 01A INTERIOR ELEVATION Detail Number
 44.07 Drawing Number
 FLOOR MATERIAL CHANGE
 01A DOOR NUMBER
 PARTITION TYPE
 00 KEY NOTE
 EXISTING WALL / PARTITION TO REMAIN
 EXISTING WALL / PARTITION TO DEMO
 NEW WALL / PARTITION
 EXISTING DOOR & FRAME (IN EXISTING WALL / PARTITION)
 EXISTING DOOR & FRAME (IN EXISTING WALL / PARTITION)
 EXISTING DOOR & FRAME (IN NEW WALL / PARTITION)
 EXISTING FURNITURE & EQUIPMENT TO REMAIN
 EXISTING FURNITURE AND EQUIPMENT TO BE REMOVED OR RELOCATED
 EXISTING LIGHT FIXTURE TO REMAIN
 EXISTING LIGHT FIXTURE TO BE REMOVED OR RELOCATED
 NEW LIGHT FIXTURE
 EXISTING HVAC DIFFUSER TO REMAIN
 EXISTING HVAC DIFFUSER TO BE REMOVED OR RELOCATED
 EXISTING OCCUPANCY SENSOR TO REMAIN
 NEW OCCUPANCY SENSOR
 POKE THRU FLOOR BOX (2) POWER (2) VOICE (2) DATA (1) EMPTY AV COMPARTMENT

VITETTA
ARCHITECTURE ENGINEERING PLANNING INTERIOR DESIGN
BALDWIN TOWER | 1510 CHESTER PIKE | STE 104
EDDYSTONE, PENNSYLVANIA 19022
T 215.218.4747 F 215.405.2729
645 NORTH 12TH STREET | SUITE 100
LEMOYNE, PENNSYLVANIA 17043
T 717.253.1105 F 717.754.0558

APPROXIMATE WORK AREA
 3RD FLOOR
 4TH FLOOR
 5TH FLOOR
 BUILDING NORTH
 PENNSYLVANIA JUDICIAL CENTER
 PROFESSIONAL'S SEAL



<p>A.B. ANCHOR BOLT ABOVE</p> <p>ABV ABOVE</p> <p>AD ACCESS DOOR OR AREA DRAIN</p> <p>ADJ ADJUSTABLE</p> <p>AFF ABOVE FINISHED FLOOR</p> <p>ALT ALTERNATE</p> <p>ALUM ALUMINUM</p> <p>APC ACOUSTICAL PANEL CEILING</p> <p>ANOD ANODIZED</p> <p>APPROX APPROXIMATELY</p> <p>ARCH ARCHITECT(URAL)</p> <p>AUTO AUTOMATIC</p> <p>B/ BOTTOM OF BOARD</p> <p>BD, BRD BELOW</p> <p>BEL, BLW BETWEEN</p> <p>BETW BUILDING</p> <p>BLKG BLOCKING</p> <p>BMB.M. BEAM OR BENCHMARK</p> <p>B.O. BOTTOM OF</p> <p>BOT, BTM BOTTOM</p> <p>BS, B.S. BOTH SIDES</p> <p>CABT CABINET</p> <p>CB, C.B. CATCH BASIN</p> <p>C/C CENTER TO CENTER</p> <p>CFG CLEAR FLOAT GLASS</p> <p>CI, C.I. CAST IRON</p> <p>CJ, C.J. CONTROL JOINT</p> <p>CL CENTERLINE</p> <p>CL CLOS CLOSET</p> <p>CLR CLEAR(ANCE)</p> <p>CLG CEILING</p> <p>CMU CONCRETE MASONRY UNIT</p> <p>CO CLEAN OUT</p> <p>COL COLUMN</p> <p>CONC CONCRETE</p> <p>CONN CONNECT(ION)</p> <p>CONST CONSTRUCTION</p> <p>CONT CONTINUOUS, CONTINUED</p> <p>CONTR CONTRACTOR</p> <p>COORD COORDINATE</p> <p>CORR CORRIDOR</p> <p>CPT CARPET</p> <p>CSK COUNTERSUNK</p> <p>CT CERAMIC TILE</p> <p>CTF CERAMIC TILE - FLOORING</p> <p>CTG CLEAR TEMPERED GLASS</p> <p>CTW CERAMIC TILE - WALL COVERING</p> <p>DEMO DEMOLISH, DEMOLITION</p> <p>DET, DETL DETAIL</p> <p>DIA DIAMETER</p> <p>DIM DIMENSION</p> <p>DISP DISPENSER</p> <p>DN DOWN</p> <p>DTL DETAIL</p> <p>DWG DRAWING</p> <p>EA EACH</p> <p>E.C. ELECTRICAL CONTRACTOR</p> <p>EIFS EXTERIOR INSULATING FINISH SYSTEM</p> <p>ELEC ELECTRICAL</p> <p>EL, ELEV ELEVATOR OR ELEVATION</p> <p>EMERG EMERGENCY</p> <p>ENCL ENCLOSURE</p> <p>EPS EXPANDED POLYSTYRENE</p> <p>ES EXPOSED STRUCTURE</p> <p>EQ EQUAL</p> <p>EQP, EQUIP EQUIPMENT</p> <p>EW, E.W. EACH WAY</p> <p>EWC ELECTRIC WATER COOLER</p> <p>EX, EXIST EXISTING</p> <p>EXH EXHAUST</p> <p>EXP EXPOSED</p> <p>EJ, E.J. EXPANSION JOINT</p> <p>EXT, EXTR EXTERIOR</p> <p>F/ FACE OF</p> <p>FA, F.A. FIRE ALARM</p> <p>FD, F.D. FLOOR DRAIN</p> <p>FDN, FNDTN FOUNDATION</p> <p>FE, F.E. FIRE EXTINGUISHER</p> <p>FEC FIRE EXTINGUISHER CABINET</p> <p>FF, FFE FINISHED FLOOR (ELEVATION)</p> <p>FG, F.G. FOOT GRILLE</p> <p>FHC FIRE HOSE CABINET</p> <p>FIN FINISH(ED)</p> <p>FLR FLOOR</p> <p>FLUOR FLUORESCENT</p> <p>FND, F.N.D. FEMININE NAPKIN DISPENSER</p> <p>F.P., F.P. FIREPROOF(ING) OR FIRE PROTECTION</p> <p>FRP FIBERGLASS REINFORCED PLASTIC</p> <p>FTG FOOTING</p> <p>FURN FURNITURE, FURNISH(ED)</p> <p>GA GAUGE</p> <p>GALV GALVANIZED</p> <p>GC, G.C. GROUND-FACE CMU</p> <p>GFCMU GENERAL CONTRACTOR</p> <p>GL GLASS, GLAZING</p> <p>GOV(T)(S) GOVERNMENT(S)</p> <p>GWB GYPSUM WALLBOARD</p> <p>HB, H.B. HOSE BIBB</p> <p>HDCP HANDICAPPED</p> <p>HDW, HDWE HARDWARE</p> <p>H'WOOD HARDWOOD</p> <p>HM, H.M. HOLLOW METAL</p> <p>HPC HIGH PERFORMANCE COATING</p> <p>HR HOUR</p> <p>HT HEIGHT</p> <p>HTG HEATING</p> <p>HVAC HEATING/VENTILATING/AIR CONDITIONING</p> <p>ID, I.D. INSIDE DIAMETER</p> <p>INCAN INCANDESCENT</p> <p>INCL INCLUDING</p> <p>INST INSTALL(ED)</p> <p>INSUL INSULATION OR INSULATED</p> <p>INT, INT'R INTERIOR</p> <p>INV INVERT</p> <p>JT JOINT</p> <p>JS JOIST SUBSTITUTE</p> <p>LAM LAMINATED</p> <p>LG LONG</p> <p>LMB LIQUID MARKER BOARD</p> <p>LOC LOCATION</p> <p>LVR LOUVER</p> <p>MATL MATERIAL</p> <p>MAX MAXIMUM</p> <p>MBG METAL BAR GRATE</p> <p>MDF MEDIUM DENSITY FIBERBOARD</p> <p>MECH MECHANICAL</p> <p>MTL METAL</p> <p>MFD, MFR MANUFACTURED, MANUFACTURER</p> <p>MH, M.H. MANHOLE</p> <p>MIN MINIMUM</p> <p>MISC MISCELLANEOUS</p> <p>MO, M.O. MASONRY OPENING</p> <p>MR, M.R. MOISTURE RESISTANT</p> <p>MRGWB MOISTURE-RESISTANT GWB</p> <p>MOUNT MOUNTED</p> <p>NIC, N.I.C. NOT IN CONTRACT</p> <p>NO. NUMBER</p> <p>NOM NOMINAL</p> <p>NTS NOT TO SCALE</p> <p>OC, O.C. ON CENTER</p> <p>OD, O.D. OUTSIDE DIAMETER</p> <p>OH, O.H. OPPOSITE HAND OR OVERHEAD</p> <p>OPG, OPNG OPENING</p> <p>OPP OPPOSITE</p> <p>OPT OPTIONAL</p> <p>OVHD OVERHEAD</p> <p>PARTN PARTITION</p> <p>PC, P.C. PRECAST OR PLUMBING CONTRACTOR</p> <p>PERIM PERIMETER</p> <p>PF PRE-FINISHED</p> <p>PJF PRE-MOLDED JOINT FILLER</p> <p>PL PLATE</p> <p>PLAM PLASTIC LAMINATE</p> <p>PLMB PLUMBING</p> <p>PLYWD PLYWOOD</p> <p>PNL PANEL</p> <p>POL POLISHED</p> <p>POLY POLYETHYLENE</p> <p>POLYISO POLYISOCYANURATE</p> <p>PP, P.P. POWER POLE</p> <p>PR PAIR</p> <p>PREFAB PREFABRICATED</p> <p>PT, P.T. PRESSURE TREATED</p> <p>PTD, P.T.D. PAINTED OR PAPER TOWEL DISPENSER</p> <p>PVC POLYVINYLCHLORIDE</p> <p>PWG POLISHED WIRE GLASS</p> <p>QT, Q.T. QUARRY TILE</p> <p>R RISER OR RADIUS</p> <p>RA, R.A. RETURN AIR</p> <p>RCP REFLECTED CEILING PLAN</p> <p>RD, R.D. ROOF DRAIN</p> <p>REC, REC'D RECESSED</p> <p>RECEPT RECEPTACLE</p> <p>REF REFERENCE</p> <p>REINF REINFORCEMENT</p> <p>REQ, REQ'D REQUIRED</p> <p>RES RESILIENT</p> <p>RET RETAINING</p> <p>REV REVISION OR REVISED</p> <p>RM ROOM OR RECESSED MAT</p> <p>RND ROUND</p> <p>RO, R.O. ROUGH OPENING</p> <p>R/W RIGHT OF WAY</p> <p>RWC RAIN WATER CONDUCTOR</p> <p>SAN SANITARY</p> <p>SC, S.C. SOLID CORE</p> <p>SCH, SCHED SCHEDULE</p> <p>SD, S.D. STORM DRAIN</p> <p>SFC SHEET FLOOR COVERING</p> <p>SFCMU SPLIT-FACE CMU</p> <p>SGFT STRUCTURAL GLAZED FACING TILE</p> <p>SHT SHEET</p> <p>SIM SIMILAR</p> <p>SPEC SPECIFICATION</p> <p>SPM SINGLE-PLY MEMBRANE</p> <p>SQ SQUARE</p> <p>SS, S.S. SERVICE SINK OR STAINLESS STEEL</p> <p>SSM SOLID SURFACE MATERIAL</p> <p>SSMR STANDING SEAM METAL ROOF(ING)</p> <p>SSV SIMULATED STONE VENEER</p> <p>STD STANDARD</p> <p>STL STEEL</p> <p>STOR STORAGE</p> <p>STRUCT STRUCTURE OR STRUCTURAL</p> <p>SUSP SUSPENDED</p> <p>T/, T.O. TOP OF</p> <p>T.D. TOWEL DISPENSER</p> <p>TEL, TELE TELEPHONE</p> <p>TEMP TEMPORARY</p> <p>TERR TERRAZZO</p> <p>TFG TEMPERED FLOAT GLASS</p> <p>T&G TONGUE & GROOVE</p> <p>THK THICK OR THICKNESS</p> <p>THOLD THRESHOLD</p> <p>TOF, T.O.F. TOP OF FOOTING</p> <p>TOJ, T.O.J. TOP OF JOIST</p> <p>TOM, T.O.M. TOP OF MASONRY</p> <p>TOS, T.O.S. TOP OF STEEL</p> <p>TRANS TRANSPARENT</p> <p>TRANSF TRANSFORMER</p> <p>TRTD TREATED</p> <p>T.T.D. TOILET TISSUE DISPENSER</p> <p>TXT TEXTURED</p> <p>TXTCMU TEXTURED CMU</p> <p>TYP TYPICAL</p>	<p>SCALE: NONE</p> <p>LIST OF TYPICAL ABBREVIATIONS 05</p>
---	--

SCALE: NONE

DRAWING LIST 07

SHEET	DRAWING	DESCRIPTION
01	G1.01	COVER SHEET WITH LIST OF ABBREVIATIONS, KEY PLANS, SYMBOL LEGENDS, AND LIST OF DRAWINGS
02	C1.01	SITE PLAN - EXISTING CONDITIONS
03	A1.01	ARCHITECTURAL - OVERALL FLOOR PLANS - THIRD & FOURTH
04	A1.02	ARCHITECTURAL - OVERALL FLOOR PLANS - FIFTH
05	A2.01	ARCHITECTURAL - THIRD FLOOR - PART C - FLOOR REPLACEMENT
06	A2.02	ARCHITECTURAL - FOURTH FLOOR - PART C - FLOOR REPLACEMENT
07	A2.03	ARCHITECTURAL - FIFTH FLOOR - PART C - FLOOR REPLACEMENT

SCALE: NONE

COVER SHEET WITH LIST OF ABBREVIATIONS, KEY PLANS, SYMBOL LEGENDS, AND LIST OF DRAWINGS


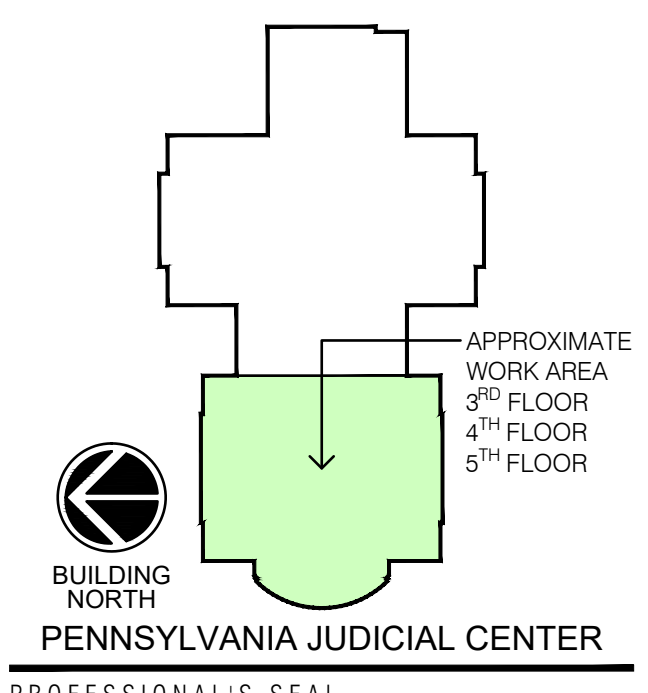
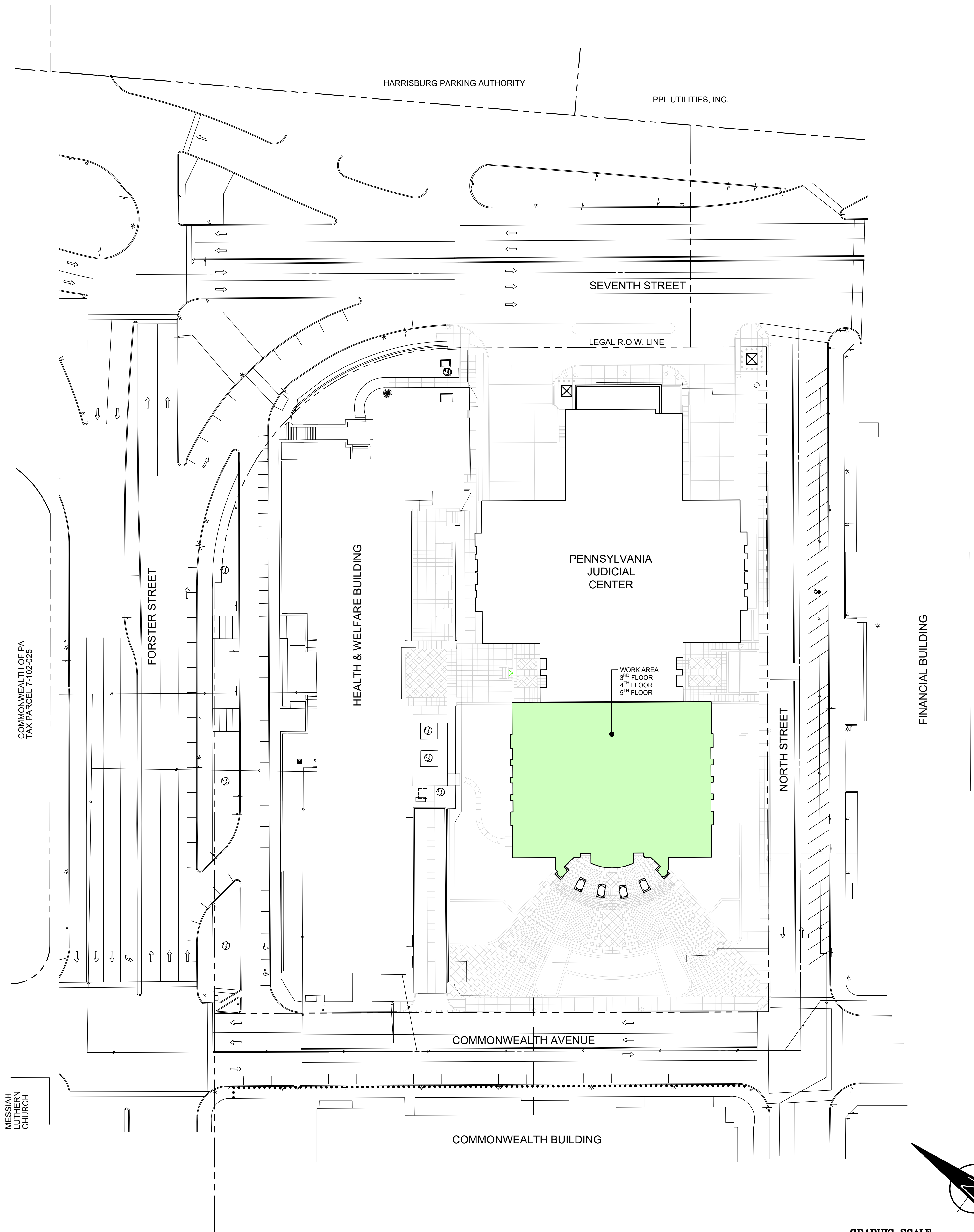
SCALE: NONE
 DRAWN: J. JOURN
 CHECKED: D. VOZDZAK
 APPROVED: D. VOZDZAK
 DATE: 08.28.2019 | FINAL REVIEW SET

REVISIONS	NUMBER	DATE	DESCRIPTION

SCALE: NONE

DRAWING IS NOT FOR CONSTRUCTION

PROJECT 4613.0800
 ALL DIMENSIONS MUST BE VERIFIED BY CONTRACTOR AND THE ARCHITECT NOTIFIED OF ANY DISCREPANCIES BEFORE PROCEEDING WITH THE CONSTRUCTION.
 DO NOT SCALE DRAWINGS
 © 2019 VITETTA
 PROJECT TITLE
 FLOORING REPLACEMENT ON LEVELS 3, 4, AND 5
 AT THE
 PENNSYLVANIA JUDICIAL CENTER
 601 COMMONWEALTH AVENUE
 HARRISBURG, PENNSYLVANIA 17120
 FOR THE
 COMMONWEALTH COURT OF PENNSYLVANIA



PROJECT 4613.0800
 ALL DIMENSIONS MUST BE VERIFIED BY CONTRACTOR AND THE ARCHITECT NOTIFIED OF ANY DISCREPANCIES BEFORE PROCEEDING WITH THE CONSTRUCTION.
 DO NOT SCALE DRAWINGS
 © 2019 VITETTA

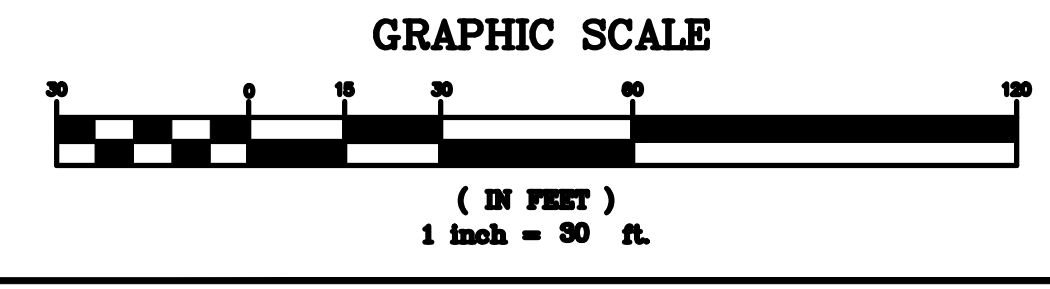
PROJECT TITLE
FLOORING REPLACEMENT ON LEVELS 3, 4, AND 5 AT THE PENNSYLVANIA JUDICIAL CENTER 601 COMMONWEALTH AVENUE HARRISBURG, PENNSYLVANIA 17120 FOR THE COMMONWEALTH COURT OF PENNSYLVANIA

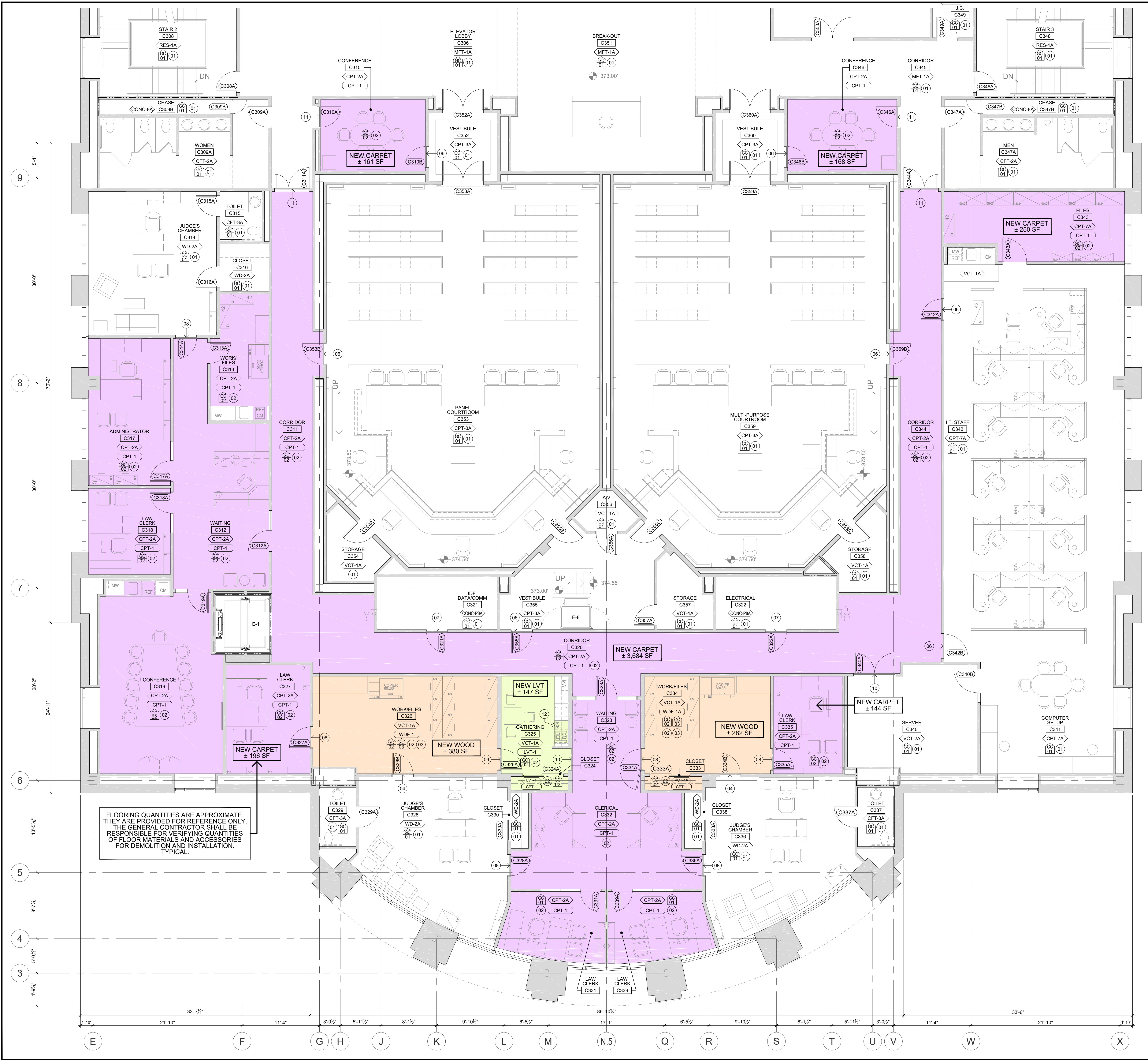
DRAWING TITLE
SITE PLAN EXISTING CONDITIONS

SCALE	1" = 30' - 0"
DRAWN	J. JOUN
CHECKED	D. VOZZAK
APPROVED	D. VOZZAK
DATE	08.28.2019 FINAL REVIEW SET

REVISIONS	NUMBER	DATE	DESCRIPTION

DRAWING
C1.01
 DRAWING IS NOT FOR CONSTRUCTION





FLOORING QUANTITIES ARE APPROXIMATE. THEY ARE PROVIDED FOR REFERENCE ONLY. THE GENERAL CONTRACTOR SHALL BE RESPONSIBLE FOR VERIFYING QUANTITIES OF FLOOR MATERIALS AND ACCESSORIES FOR DEMOLITION AND INSTALLATION. TYPICAL.

SYMBOLS LEGEND

- KEY NOTE FOR FLOOR REMOVAL/DEMOLITION WORK
UPPER LINE INDICATES CONTRACTOR
LOWER LINE INDICATES NOT NUMBER
- XXX-# TAG INDICATING EXISTING FLOOR FINISH
REFER TO LIST BELOW FOR ABBREVIATIONS
- CFT CERAMIC FLOOR TILE
CONC-P CONCRETE WITH PAINTED FINISH
CPT CARPET
GFT GRANITE FLOOR TILE
RES RESILIENT FLOORING
VCT VINYL COMPOSITION TILE
- KEY NOTE FOR RENOV/FLOOR REPLACEMENT WORK
GENERAL CONTRACT, UNLESS NOTED OTHERWISE
- XXX-# TAG INDICATING REPLACEMENT (NEW FLOOR FINISH
REFER TO LIST ABOVE FOR ABBREVIATIONS
- REMOVE EXISTING FLOOR MATERIAL (AS NOTED AT LEFT)
AND
INSTALL NEW CARPET (CPT-1)
- REMOVE EXISTING FLOOR MATERIAL (AS NOTED AT LEFT)
AND
INSTALL NEW LUXURY VINYL TILE (LVT-1)
- REMOVE EXISTING FLOOR MATERIAL (AS NOTED AT LEFT)
AND
INSTALL NEW WOOD FLOORING (WDF-1)
- POCHE COLORS SHOWN ABOVE INDICATE MATERIAL TYPE ONLY.
THEY DO NOT INDICATE FLOORING COLOR, STYLE, PATTERN, ETC.
REFER TO THE TECHNICAL SPECS FOR ADDITIONAL INFORMATION.

DEMOLITION GENERAL NOTES

1. THE LAYOUT OF EXISTING LOOSE AND SYSTEMS FURNITURE IS BASED UPON CONTRACT DRAWINGS FROM EARLIER PROJECTS. IT IS SHOWN ON THIS DRAWINGS FOR REFERENCE ONLY. ACTUAL FURNITURE LAYOUT MAY VARY.
2. THE EXISTING LOOSE AND SYSTEMS FURNITURE WILL BE REMOVED AND RESET BY THE CLIENT AGENCY.
3. FLOORING EXTENDING BENEATH "OPEN" AREAS OF MILLWORK - SUCH AS OPENINGS FOR SINKS, ICE MACHINES, DISHWASHERS, REFRIGERATORS, ETC. - SHALL BE REMOVED.
4. THE GENERAL CONTRACTOR SHALL COORDINATE THE REMOVAL AND REPLACEMENT OF WALL BASES, REDUCERS, TRANSITIONS, AND OTHER FLOORING ACCESSORIES WITH THE TECHNICAL SPECIFICATIONS COVERING BOTH DEMOLITION ACTIVITIES AND PROVISION OF NEW FLOORING MATERIALS.
5. THE CLIENT AGENCY WILL ARRANGE TO HAVE ALL POWER, DATA, AND SECURITY WIRING TO FURNITURE DISCONNECTED AND RECONNECTED AS NEEDED.

DEMOLITION KEY NOTES

- KEY NOTES FOR FLOORING DEMOLITION**
- 01 "NO" HATCHING INDICATES SPACES IN WHICH EXISTING FLOOR MATERIALS ARE TO REMAIN. CONTRACTOR SHALL PRESERVE AND PROTECT THESE SURFACES DURING DEMOLITION AND RENOVATION ACTIVITIES.
 - 02 "SOLID" HATCHING INDICATES SPACES CONTAINING EXISTING FLOORING MATERIALS TO BE REMOVED AND REPLACED WITH NEW FLOOR MATERIALS UNDER THIS CONTRACT. REFER TO THE SYMBOLS LEGEND (ABOVE) FOR IDENTIFICATION OF MATERIALS.
 - 03 GENERAL CONTRACTOR SHALL REMOVE THE EXISTING RESILIENT WALL BASE IN PREPARATION FOR THE INSTALLATION OF NEW WOOD WALL BASE.
 - 04 GENERAL CONTRACTOR SHALL REMOVE THE EXISTING WALL BASE IN PREPARATION FOR INSTALLATION OF NEW WALL BASE AND TURN OVER BASE TO CLIENT AGENCY FOR ATTIC STOCK.

RENOVATION GENERAL NOTES

1. THE LAYOUT OF EXISTING LOOSE AND SYSTEMS FURNITURE IS BASED UPON CONTRACT DRAWINGS FROM EARLIER PROJECTS. IT IS SHOWN ON THIS DRAWINGS FOR REFERENCE ONLY. ACTUAL FURNITURE LAYOUT MAY VARY.
2. THE EXISTING LOOSE AND SYSTEMS FURNITURE WILL BE REMOVED AND RESET BY THE CLIENT AGENCY.
3. FLOORING EXTENDING BENEATH "OPEN" AREAS OF MILLWORK - SUCH AS OPENINGS FOR SINKS, ICE MACHINES, DISHWASHERS, REFRIGERATORS, ETC. - SHALL BE REPLACED WITH NEW.
4. THE GENERAL CONTRACTOR SHALL PROVIDE NEW REDUCERS, TRANSITIONS, AND OTHER FLOOR ACCESSORIES AS REQUIRED AT ALL TERMINATION AND TRANSITION POINTS FOR NEW FLOORING MATERIALS. NEW TRANSITIONS, REDUCERS, AND OTHER FLOOR ACCESSORIES SHALL MATCH THE TYPE, MATERIAL, COLOR, ETC., OF THE EXISTING TRANSITIONS.
5. REFER TO THE TECHNICAL SPECIFICATIONS FOR INFORMATION REGARDING MANUFACTURER, STYLE, PATTERN, COLOR, ETC., FOR EACH NEW TYPE OF FLOORING MATERIAL.

RENOVATION KEY NOTES

- KEY NOTES FOR FLOORING REPLACEMENT RENOVATION WORK**
- 01 "NO" HATCHING INDICATES SPACES IN WHICH EXISTING FLOOR MATERIALS ARE TO REMAIN. CONTRACTOR SHALL PRESERVE AND PROTECT THESE SURFACES DURING DEMOLITION AND RENOVATION ACTIVITIES.
 - 02 "SOLID" HATCHING INDICATES SPACES CONTAINING EXISTING FLOORING MATERIALS TO BE REMOVED AND REPLACED WITH NEW FLOOR MATERIALS UNDER THIS CONTRACT. REFER TO THE SYMBOLS LEGEND (ABOVE) FOR IDENTIFICATION OF MATERIALS.
 - A) REFER TO THE TECHNICAL SPECIFICATIONS FOR INFORMATION REGARDING MANUFACTURER, STYLE, PATTERN, COLOR, AND OTHER DATA FOR EACH TYPE OF NEW FLOORING MATERIAL TO BE PROVIDED.
 - B) THE HATCHING DOES NOT INDICATE COLOR, PATTERN, DIRECTION, ETC.; IT ONLY INDICATES MATERIAL TYPE.
 - 03 PROVIDE AND INSTALL NEW WOOD WALL BASE MATCHING THE EXISTING WALL BASE USED THROUGHOUT THE BUILDING. REFER TO DETAIL 02A.02 FOR WALL BASE REQUIREMENTS.
 - 04 FLOORING TRANSITION - EXISTING WOOD TO NEW WOOD (WDF-1) PROVIDE AND INSTALL NEW THRESHOLD FABRICATED FROM NEW LUXURY VINYL TILE (LVT-1). THRESHOLD SIZE SHALL MATCH WIDTH OF DOOR OPENING. DOOR THICKNESS AND BE CENTERED UNDER THE DOOR.
 - 05 FLOORING TRANSITION - CARPET TO CERAMIC FLOOR TILE. RETAIN THE EXISTING METAL (SCHLUTER) STRIP AND PREPARE EXISTING SUBSTRATE WITH LEVELING COMPOUND AS REQUIRED TO PROVIDE ALIGN TOP OF CARPET WITH TOP OF MARBLE.
 - 06 FLOORING TRANSITION - CARPET/CARPET. NO TRANSITION STRIP IS REQUIRED. PREPARE SUBSTRATE WITH LEVELING COMPOUND AS REQUIRED TO PROVIDE A SMOOTH TRANSITION AT CARPET SEAM.
 - 07 FLOORING TRANSITION - CARPET TO CONCRETE. PROVIDE AND INSTALL A NEW RESILIENT TRANSITION STRIP. BASIS-OF-DESIGN IS CRS-XX-B AS MFRD BY JOHNSONITE.
 - 08 FLOORING TRANSITION - CARPET TO WOOD. PROVIDE AND INSTALL A NEW TAPERED WOOD TRANSITION STRIP MATCHING THE WOOD FLOORING.
 - 09 FLOORING TRANSITION - WOOD TO LUXURY VINYL TILE (LVT). PROVIDE AND INSTALL A NEW RESILIENT TRANSITION STRIP. BASIS-OF-DESIGN IS CRS-XX-A AS MFRD BY JOHNSONITE.
 - 10 FLOORING TRANSITION - CARPET TO LUXURY VINYL TILE (LVT) OR VINYL COMPOSITION TILE (VCT). PROVIDE AND INSTALL A NEW RESILIENT TRANSITION STRIP. BASIS-OF-DESIGN IS CRS-XX-A AS MFRD BY JOHNSONITE.
 - 11 FLOORING TRANSITION - CARPET TO MARBLE. RETAIN THE EXISTING METAL (SCHLUTER) STRIP AND PREPARE EXISTING SUBSTRATE WITH LEVELING COMPOUND AS REQUIRED TO PROVIDE ALIGN TOP OF CARPET WITH TOP OF MARBLE.
 - 12 NEW FLOORING MATERIAL SHALL EXTEND INTO OPEN APPLIANCE BAY BENEATH COUNTER TOP TEMPORARILY RELOCATE ICE MAKER AND/OR REFRIGERATOR AS NEEDED.

VITETTA
ARCHITECTURE ENGINEERING PLANNING INTERIOR DESIGN
BALDWIN TOWER 1510 CHESTER PIKE, STE 104
EDDYSTONE, PENNSYLVANIA 15022
T 215.218.4747 F 215.405.2729
645 NORTH 12TH STREET SUITE 100
LEWISBURG, PENNSYLVANIA 17043
717.283.1165 F 717.754.0558

APPROXIMATE WORK AREA
3RD FLOOR
4TH FLOOR
5TH FLOOR

BUILDING NORTH
PENNSYLVANIA JUDICIAL CENTER
PROFESSIONAL'S SEAL

PROJECT 4613.0800
ALL DIMENSIONS MUST BE VERIFIED BY CONTRACTOR AND THE ARCHITECT NOTIFIED OF ANY DISCREPANCIES BEFORE PROCEEDING WITH THE CONSTRUCTION.
DO NOT SCALE DRAWINGS
© 2019 VITETTA
PROJECT TITLE

FLOORING REPLACEMENT ON LEVELS 3, 4, AND 5
 AT THE
 PENNSYLVANIA JUDICIAL CENTER
 601 COMMONWEALTH AVENUE
 HARRISBURG, PENNSYLVANIA 17120
 FOR THE
 COMMONWEALTH COURT OF PENNSYLVANIA

DRAWING TITLE
ARCHITECTURAL THIRD FLOOR FLOOR REPLACEMENT PART C

SCALE 3/16" = 1'-0" (UNLESS NOTED OTHERWISE)

DRAWN	J. JOHN
CHECKED	D. VOZDZAK
APPROVED	D. VOZDZAK
DATE	08.28.2019 FINAL REVIEW SET

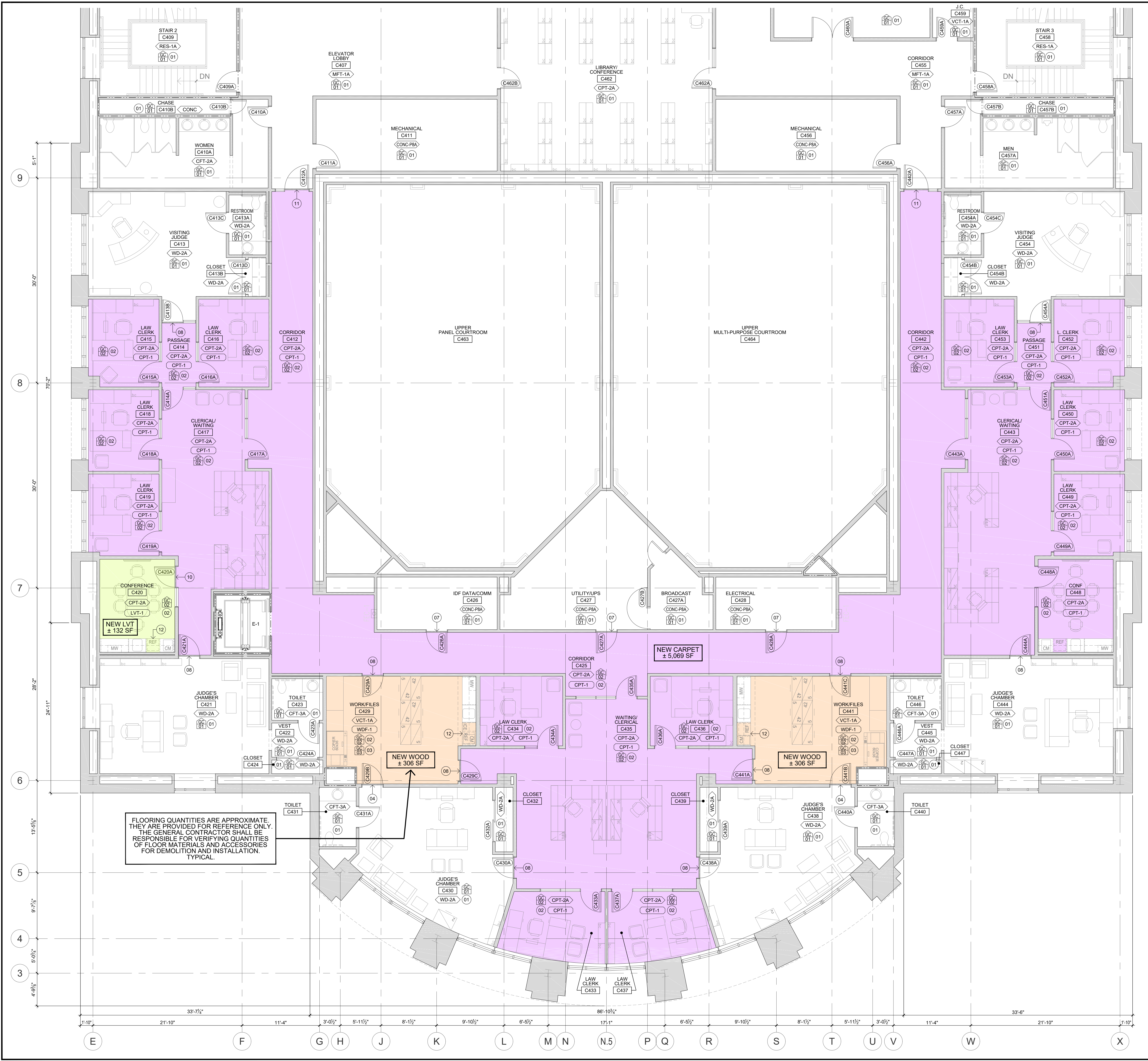
REVISIONS

NUMBER	DATE	DESCRIPTION
01		
02		
03		
04		
05		
06		

DRAWING

A2.01

DRAWING IS NOT FOR CONSTRUCTION



FLOORING QUANTITIES ARE APPROXIMATE. THEY ARE PROVIDED FOR REFERENCE ONLY. THE GENERAL CONTRACTOR SHALL BE RESPONSIBLE FOR VERIFYING QUANTITIES OF FLOOR MATERIALS AND ACCESSORIES FOR DEMOLITION AND INSTALLATION. TYPICAL.

SYMBOLS LEGEND

- KEY NOTE FOR FLOOR REMOVAL/DEMOLITION WORK
UPPER LINE INDICATES CONTRACTOR
LOWER LINE INDICATES NOT NUMBER
 - TAG INDICATING EXISTING FLOOR FINISH
REFER TO LIST BELOW FOR ABBREVIATIONS
 - CFT CERAMIC FLOOR TILE
CONC-P CONCRETE WITH PAINTED FINISH
CPT CARPET
GFT GRANITE FLOOR TILE
RES RESILIENT FLOORING
VCT VINYL COMPOSITION TILE
 - KEY NOTE FOR RENOVATION/FLOOR REPLACEMENT WORK
GENERAL CONTRACT, UNLESS NOTED OTHERWISE
 - TAG INDICATING REPLACEMENT (NEW) FLOOR FINISH
REFER TO LIST ABOVE FOR ABBREVIATIONS
 - REMOVE EXISTING FLOOR MATERIAL (AS NOTED AT LEFT) AND
INSTALL NEW CARPET (CPT-1)
 - REMOVE EXISTING FLOOR MATERIAL (AS NOTED AT LEFT) AND
INSTALL NEW LUXURY VINYL TILE (LVT-1)
 - REMOVE EXISTING FLOOR MATERIAL (AS NOTED AT LEFT) AND
INSTALL NEW WOOD FLOORING (WDF-1)
- POCHE COLORS SHOWN ABOVE INDICATE MATERIAL TYPE ONLY. THEY DO NOT INDICATE FLOORING COLOR, STYLE, PATTERN, ETC. REFER TO THE TECHNICAL SPECS FOR ADDITIONAL INFORMATION.

DEMOLITION GENERAL NOTES

- THE LAYOUT OF EXISTING LOOSE AND SYSTEMS FURNITURE IS BASED UPON CONTRACT DRAWINGS FROM EARLIER PROJECTS. IT IS SHOWN ON THIS DRAWINGS FOR REFERENCE ONLY. ACTUAL FURNITURE LAYOUT MAY VARY.
- THE EXISTING LOOSE AND SYSTEMS FURNITURE WILL BE REMOVED AND RESET BY THE CLIENT AGENCY.
- FLOORING EXTENDING BENEATH "OPEN" AREAS OF MILLWORK - SUCH AS OPENINGS FOR SINKS, ICE MACHINES, DISHWASHERS, REFRIGERATORS, ETC. - SHALL BE REMOVED.
- THE GENERAL CONTRACTOR SHALL COORDINATE THE REMOVAL AND REPLACEMENT OF WALL BASES, TRANSITIONS, AND OTHER FLOORING ACCESSORIES WITH THE TECHNICAL SPECIFICATIONS COVERING BOTH DEMOLITION ACTIVITIES AND PROVISION OF NEW FLOORING MATERIALS.
- THE CLIENT AGENCY WILL ARRANGE TO HAVE ALL POWER, DATA, AND SECURITY WIRING TO FURNITURE DISCONNECTED AND RECONNECTED AS NEEDED.

DEMOLITION KEY NOTES

- KEY NOTES FOR FLOORING DEMOLITION**
- "NO" HATCHING INDICATES SPACES IN WHICH EXISTING FLOOR MATERIALS ARE TO REMAIN. CONTRACTOR SHALL PRESERVE AND PROTECT THESE SURFACES DURING DEMOLITION AND RENOVATION ACTIVITIES.
 - "SOLID" HATCHING INDICATES SPACES CONTAINING EXISTING FLOORING MATERIALS TO BE REMOVED AND REPLACED WITH NEW FLOOR MATERIALS UNDER THIS CONTRACT. REFER TO THE SYMBOLS LEGEND (ABOVE) FOR IDENTIFICATION OF MATERIALS.
 - GENERAL CONTRACTOR SHALL REMOVE THE EXISTING RESILIENT WALL BASE IN PREPARATION FOR THE INSTALLATION OF NEW WOOD WALL BASE.
 - GENERAL CONTRACTOR SHALL REMOVE THE EXISTING WALL BASE IN PREPARATION FOR INSTALLATION OF NEW WALL BASE AND TURN OVER BASE TO CLIENT AGENCY FOR ATTIC STOCK.

RENOVATION GENERAL NOTES

- THE LAYOUT OF EXISTING LOOSE AND SYSTEMS FURNITURE IS BASED UPON CONTRACT DRAWINGS FROM EARLIER PROJECTS. IT IS SHOWN ON THIS DRAWINGS FOR REFERENCE ONLY. ACTUAL FURNITURE LAYOUT MAY VARY.
- THE EXISTING LOOSE AND SYSTEMS FURNITURE WILL BE REMOVED AND RESET BY THE CLIENT AGENCY.
- FLOORING EXTENDING BENEATH "OPEN" AREAS OF MILLWORK - SUCH AS OPENINGS FOR SINKS, ICE MACHINES, DISHWASHERS, REFRIGERATORS, ETC. - SHALL BE REPLACED WITH NEW.
- THE GENERAL CONTRACTOR SHALL PROVIDE NEW REDUCERS, TRANSITIONS, AND OTHER FLOOR ACCESSORIES AS REQUIRED AT ALL TERMINATION AND TRANSITION POINTS FOR NEW FLOORING MATERIALS. NEW TRANSITIONS, REDUCERS, AND OTHER FLOOR ACCESSORIES SHALL MATCH THE TYPE, MATERIAL, COLOR, ETC., OF THE EXISTING TRANSITIONS.
- REFER TO THE TECHNICAL SPECIFICATIONS FOR INFORMATION REGARDING MANUFACTURER, STYLE, PATTERN, COLOR, ETC., FOR EACH NEW TYPE OF FLOORING MATERIAL.

RENOVATION KEY NOTES

- KEY NOTES FOR FLOORING REPLACEMENT RENOVATION WORK**
- "NO" HATCHING INDICATES SPACES IN WHICH EXISTING FLOOR MATERIALS ARE TO REMAIN. CONTRACTOR SHALL PRESERVE AND PROTECT THESE SURFACES DURING DEMOLITION AND RENOVATION ACTIVITIES.
 - "SOLID" HATCHING INDICATES SPACES CONTAINING EXISTING FLOORING MATERIALS UNDER THIS CONTRACT. REFER TO THE SYMBOLS LEGEND (ABOVE) FOR IDENTIFICATION OF MATERIALS.
 - REFER TO THE TECHNICAL SPECIFICATIONS FOR INFORMATION REGARDING MANUFACTURER, STYLE, PATTERN, COLOR, AND OTHER DATA FOR EACH TYPE OF NEW FLOORING MATERIAL TO BE PROVIDED.
 - THE HATCHING DOES NOT INDICATE COLOR, PATTERN, DIRECTION, ETC.; IT ONLY INDICATES MATERIAL TYPE.
 - PROVIDE AND INSTALL NEW WOOD WALL BASE MATCHING THE EXISTING WALL BASE USED THROUGHOUT THE BUILDING. REFER TO DETAIL 02A1.02 FOR WALL BASE REQUIREMENTS.
 - FLOORING TRANSITION - EXISTING WOOD (WDF-1) PROVIDE AND INSTALL NEW THRESHOLD FABRICATED FROM NEW LUXURY VINYL TILE (LVT-1). THRESHOLD SIZE SHALL MATCH WIDTH OF DOOR OPENING. DOOR THICKNESS AND BE CENTERED UNDER THE DOOR.
 - FLOORING TRANSITION - CARPET TO CERAMIC FLOOR TILE. RETAIN THE EXISTING METAL (SCHLUTER) STRIP AND PREPARE EXISTING SUBSTRATE WITH LEVELING COMPOUND AS REQUIRED TO PROVIDE ALIGN TOP OF CARPET WITH TOP OF MARBLE.
 - FLOORING TRANSITION - CARPET TO CARPET. NO TRANSITION STRIP IS REQUIRED. PREPARE SUBSTRATE WITH LEVELING COMPOUND AS REQUIRED TO PROVIDE A SMOOTH TRANSITION AT CARPET SEAM.
 - FLOORING TRANSITION - CARPET TO CONCRETE. PROVIDE AND INSTALL A NEW RESILIENT TRANSITION STRIP. BASIS-OF-DESIGN IS CRS-XX-B AS MFRD BY JOHNSONITE.
 - FLOORING TRANSITION - CARPET TO WOOD. PROVIDE AND INSTALL A NEW TAPERED WOOD TRANSITION STRIP MATCHING THE WOOD FLOORING.
 - FLOORING TRANSITION - WOOD TO LUXURY VINYL TILE (LVT). PROVIDE AND INSTALL A NEW RESILIENT TRANSITION STRIP. BASIS-OF-DESIGN IS CRS-XX-A AS MFRD BY JOHNSONITE.
 - FLOORING TRANSITION - CARPET TO LUXURY VINYL TILE (LVT) OR VINYL COMPOSITION TILE (VCT). PROVIDE AND INSTALL A NEW RESILIENT TRANSITION STRIP. BASIS-OF-DESIGN IS CRS-XX-A AS MFRD BY JOHNSONITE.
 - FLOORING TRANSITION - CARPET TO MARBLE. RETAIN THE EXISTING METAL (SCHLUTER) STRIP AND PREPARE EXISTING SUBSTRATE WITH LEVELING COMPOUND AS REQUIRED TO PROVIDE ALIGN TOP OF CARPET WITH TOP OF MARBLE.
 - NEW FLOORING MATERIAL SHALL EXTEND INTO OPEN APPLIANCE BAY BENEATH COUNTER. TEMPORARILY RELOCATE ICE MAKER AND/OR REFRIGERATOR AS NEEDED.

VITETTA
ARCHITECTURE ENGINEERING PLANNING INTERIOR DESIGN
BALDWIN TOWER 1510 CHESTER PIKE, STE 104
EDDYSTONE, PENNSYLVANIA 19029
T 215.218.4747 F 215.405.2729
645 NORTH 12TH STREET SUITE 100
LEOMYNE, PENNSYLVANIA 17043
T 717.283.1105 F 717.754.0558

APPROXIMATE WORK AREA
2ND FLOOR
4TH FLOOR
5TH FLOOR

BUILDING NORTH
PENNSYLVANIA JUDICIAL CENTER
PROFESSIONAL'S SEAL

PROJECT 4613.0800
ALL DIMENSIONS MUST BE VERIFIED BY CONTRACTOR AND THE ARCHITECT NOTIFIED OF ANY DISCREPANCIES BEFORE PROCEEDING WITH THE CONSTRUCTION.
DO NOT SCALE DRAWINGS
© 2019 VITETTA
PROJECT TITLE

FLOORING REPLACEMENT ON LEVELS 3, 4, AND 5
AT THE
PENNSYLVANIA JUDICIAL CENTER
601 COMMONWEALTH AVENUE
HARRISBURG, PENNSYLVANIA 17120
FOR THE
COMMONWEALTH COURT OF PENNSYLVANIA

DRAWING TITLE
**ARCHITECTURAL
FOURTH FLOOR
PART C
FLOOR REPLACEMENT**

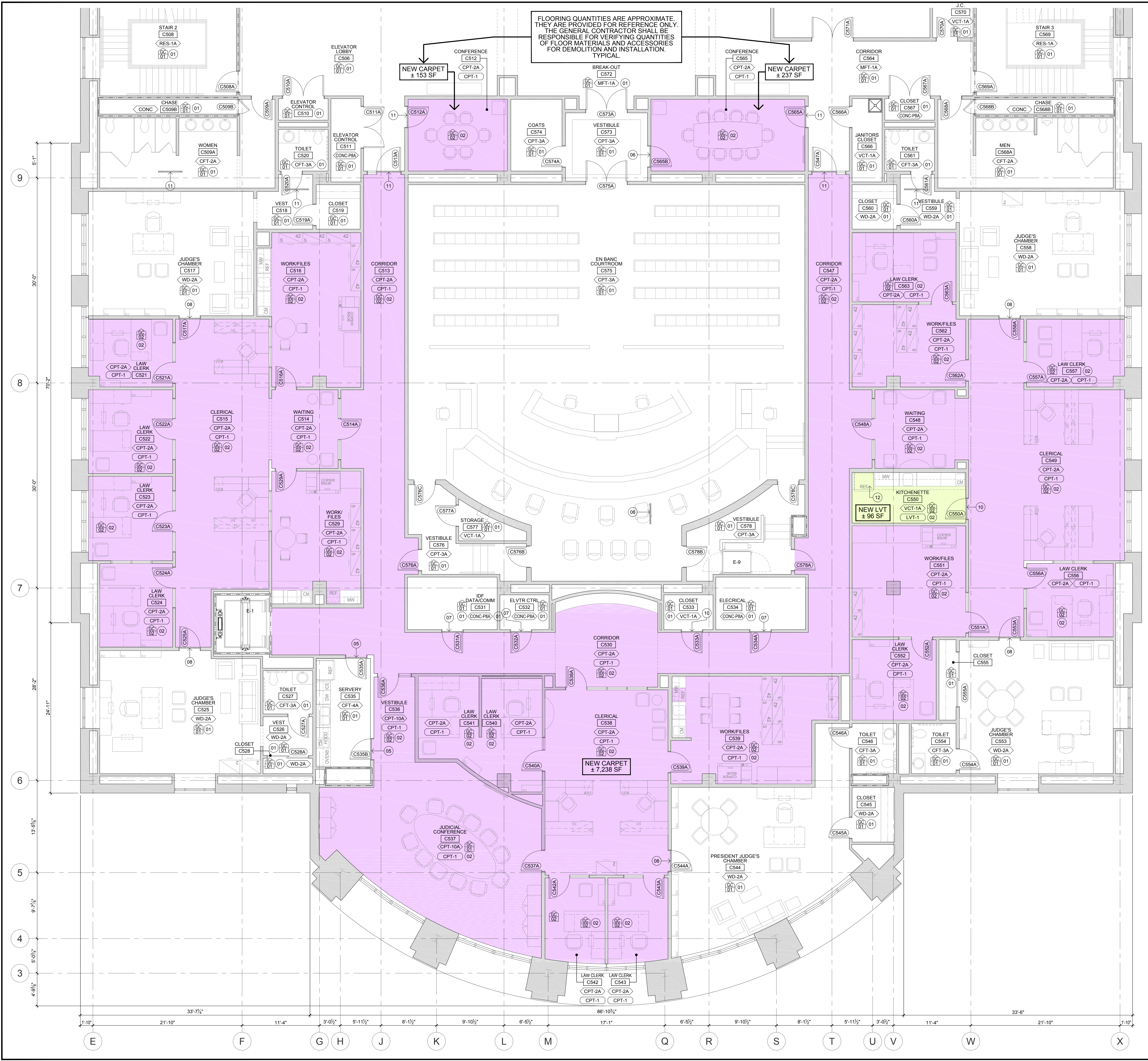
SCALE 1/8" = 1'-0" (UNLESS NOTED OTHERWISE)
DRAWN J. JOU
CHECKED D. VODZAK
APPROVED D. VODZAK
DATE 08.28.2019 | FINAL REVIEW SET

REVISIONS
NUMBER DATE DESCRIPTION
01
02
03
04
05
06

DRAWING

A2.02
DRAWING IS NOT FOR CONSTRUCTION

FLOORING QUANTITIES ARE APPROXIMATE. THEY ARE PROVIDED FOR REFERENCE ONLY. THE GENERAL CONTRACTOR SHALL BE RESPONSIBLE FOR VERIFYING QUANTITIES OF FLOOR MATERIALS AND ACCESSORIES FOR DEMOLITION AND INSTALLATION. TYPICAL.



SYMBOLS LEGEND

- KEY NOTE FOR FLOOR REMOVAL/DEMOLITION WORK
UPPER LINE INDICATES CONTRACTOR
LOWER LINE INDICATES NOT NUMBER
- XXX-# TAG INDICATING EXISTING FLOOR FINISH REFER TO LIST BELOW FOR ABBREVIATIONS
- CFT CERAMIC FLOOR TILE
- CONC-P CONCRETE WITH PAINTED FINISH
- CPT CARPET
- GFT GRANITE FLOOR TILE
- RES RESILIENT FLOORING
- VCT VINYL COMPOSITION TILE
- KEY NOTE FOR RENOV/FLOOR REPLACEMENT WORK
GENERAL CONTRACT, UNLESS NOTED OTHERWISE
- XXX-# TAG INDICATING REPLACEMENT (NEW FLOOR FINISH REFER TO LIST ABOVE FOR ABBREVIATIONS)
- REMOVE EXISTING FLOOR MATERIAL (AS NOTED AT LEFT) AND INSTALL NEW CARPET (CPT-1)
- REMOVE EXISTING FLOOR MATERIAL (AS NOTED AT LEFT) AND INSTALL NEW LUXURY VINYL TILE (LVT-1)
- REMOVE EXISTING FLOOR MATERIAL (AS NOTED AT LEFT) AND INSTALL NEW WOOD FLOORING (WDF-1)
- POCHE COLORS SHOWN ABOVE INDICATE MATERIAL TYPE ONLY. THEY DO NOT INDICATE FLOORING COLOR, STYLE, PATTERN, ETC. REFER TO THE TECHNICAL SPECS FOR ADDITIONAL INFORMATION.

DEMOLITION GENERAL NOTES

- THE LAYOUT OF EXISTING LOOSE AND SYSTEMS FURNITURE IS BASED UPON CONTRACT DRAWINGS FROM EARLIER PROJECTS. IT IS SHOWN ON THIS DRAWINGS FOR REFERENCE ONLY. ACTUAL FURNITURE LAYOUT MAY VARY.
- THE EXISTING LOOSE AND SYSTEMS FURNITURE WILL BE REMOVED AND RESET BY THE CLIENT AGENCY.
- FLOORING EXTENDING BENEATH "OPEN" AREAS OF MILLWORK - SUCH AS OPENINGS FOR SINKS, ICE MACHINES, DISHWASHERS, REFRIGERATORS, ETC. - SHALL BE REMOVED.
- THE GENERAL CONTRACTOR SHALL COORDINATE THE REMOVAL AND REPLACEMENT OF WALL BASE, MEDICINES, TRASHWAGONS, AND OTHER FLOORING ACCESSORIES WITH THE TECHNICAL SPECIFICATIONS COVERING BOTH DEMOLITION ACTIVITIES AND PROVISION OF NEW FLOORING MATERIALS.
- THE CLIENT AGENCY WILL ARRANGE TO HAVE ALL POWER, DATA, AND SECURITY WIRING TO FURNITURE DISCONNECTED AND RECONNECTED AS NEEDED.

DEMOLITION KEY NOTES

- KEY NOTES FOR FLOORING DEMOLITION**
- "NO" HATCHING INDICATES SPACES IN WHICH EXISTING FLOOR MATERIALS ARE TO REMAIN. CONTRACTOR SHALL PRESERVE AND PROTECT THESE SURFACES DURING DEMOLITION AND RENOVATION ACTIVITIES.
 - "SOLID" HATCHING INDICATES SPACES CONTAINING EXISTING FLOORING MATERIALS TO BE REMOVED AND REPLACED WITH NEW FLOOR MATERIALS UNDER THIS CONTRACT. REFER TO THE SYMBOLS LEGEND (ABOVE) FOR IDENTIFICATION OF MATERIALS.
 - GENERAL CONTRACTOR SHALL REMOVE THE EXISTING RESILIENT WALL BASE IN PREPARATION FOR THE INSTALLATION OF NEW WOOD WALL BASE.
 - GENERAL CONTRACTOR SHALL REMOVE THE EXISTING WALL BASE IN PREPARATION FOR INSTALLATION OF NEW WALL BASE AND TURN OVER BASE TO CLIENT AGENCY FOR ATTIC STOCK.

RENOVATION GENERAL NOTES

- THE LAYOUT OF EXISTING LOOSE AND SYSTEMS FURNITURE IS BASED UPON CONTRACT DRAWINGS FROM EARLIER PROJECTS. IT IS SHOWN ON THIS DRAWINGS FOR REFERENCE ONLY. ACTUAL FURNITURE LAYOUT MAY VARY.
- THE EXISTING LOOSE AND SYSTEMS FURNITURE WILL BE REMOVED AND RESET BY THE CLIENT AGENCY.
- FLOORING EXTENDING BENEATH "OPEN" AREAS OF MILLWORK - SUCH AS OPENINGS FOR SINKS, ICE MACHINES, DISHWASHERS, REFRIGERATORS, ETC. - SHALL BE REPLACED WITH NEW.
- THE GENERAL CONTRACTOR SHALL PROVIDE NEW REDUCERS, TRANSITIONS, AND OTHER FLOOR ACCESSORIES AS REQUIRED AT ALL TERMINATION AND TRANSITION POINTS FOR NEW FLOORING MATERIALS. REDUCERS, TRANSITIONS, AND OTHER FLOOR ACCESSORIES SHALL MATCH THE TYPE, MATERIAL, COLOR, ETC. OF THE EXISTING TRANSITIONS.
- REFER TO THE TECHNICAL SPECIFICATIONS FOR INFORMATION REGARDING MANUFACTURER, STYLE, PATTERN, COLOR, ETC. FOR EACH NEW TYPE OF FLOORING MATERIAL.

RENOVATION KEY NOTES

- KEY NOTES FOR FLOORING REPLACEMENT RENOVATION WORK**
- "NO" HATCHING INDICATES SPACES IN WHICH EXISTING FLOOR MATERIALS ARE TO REMAIN. CONTRACTOR SHALL PRESERVE AND PROTECT THESE SURFACES DURING DEMOLITION AND RENOVATION ACTIVITIES.
 - "SOLID" HATCHING INDICATES SPACES CONTAINING EXISTING FLOORING MATERIALS TO BE REMOVED AND REPLACED WITH NEW FLOOR MATERIALS UNDER THIS CONTRACT. REFER TO THE SYMBOLS LEGEND (ABOVE) FOR IDENTIFICATION OF MATERIALS.
 - REFER TO THE TECHNICAL SPECIFICATIONS FOR INFORMATION REGARDING MANUFACTURER, STYLE, PATTERN, COLOR, AND OTHER DATA FOR EACH TYPE OF NEW FLOORING MATERIAL TO BE PROVIDED.
 - THE HATCHING DOES NOT INDICATE COLOR, PATTERN, DIRECTION, ETC.; IT ONLY INDICATES MATERIAL TYPE.
 - PROVIDE AND INSTALL NEW WOOD WALL BASE MATCHING THE EXISTING WALL BASE USED THROUGHOUT THE BUILDING. REFER TO DETAIL 02A1.02 FOR WALL BASE REQUIREMENTS.
 - FLOORING TRANSITION - EXISTING WOOD TO NEW WOOD (WDF-1) PROVIDE AND INSTALL NEW THRESHOLD FABRICATED FROM NEW LUXURY VINYL TILE (LVT-1). THRESHOLD SIZE SHALL MATCH WIDTH OF DOOR OPENING + DOOR THICKNESS AND BE CENTERED UNDER THE DOOR.
 - FLOORING TRANSITION - CARPET TO CARPET - NO TRANSITION STRIP IS REQUIRED. PREPARE SUBSTRATE WITH LEVELING COMPOUND AS REQUIRED TO PROVIDE A SMOOTH TRANSITION AT CARPET SEAM.
 - FLOORING TRANSITION - CARPET TO CONCRETE. PROVIDE AND INSTALL A NEW RESILIENT TRANSITION STRIP. BASIS-OF-DESIGN IS CRS-XX-B AS MFRD BY JOHNSONITE.
 - FLOORING TRANSITION - CARPET TO WOOD. PROVIDE AND INSTALL A NEW TAPERED WOOD TRANSITION STRIP MATCHING THE WOOD FLOORING.
 - FLOORING TRANSITION - WOOD TO LUXURY VINYL TILE (LVT) PROVIDE AND INSTALL A NEW RESILIENT TRANSITION STRIP. BASIS-OF-DESIGN IS CRS-XX-A AS MFRD BY JOHNSONITE.
 - FLOORING TRANSITION - CARPET TO LUXURY VINYL TILE (LVT) OR VINYL COMPOSITION TILE (VCT). PROVIDE AND INSTALL A NEW RESILIENT TRANSITION STRIP. BASIS-OF-DESIGN IS CRS-XX-A AS MFRD BY JOHNSONITE.
 - FLOORING TRANSITION - CARPET TO MARBLE. RETAIN THE EXISTING METAL (SCHLUTER) STRIP AND PREPARE EXISTING SUBSTRATE WITH LEVELING COMPOUND AS REQUIRED TO PROVIDE ALIGN TOP OF CARPET WITH TOP OF MARBLE.
 - NEW FLOORING MATERIAL SHALL EXTEND INTO OPEN APPLIANCE BAY BENEATH COUNTER. TEMPORARILY RELOCATE ICE MAKER AND/OR REFRIGERATOR AS NEEDED.

VITETTA
ARCHITECTURE ENGINEERING PLANNING INTERIOR DESIGN
BALDWIN TOWER 1510 CHESTER PIKE, STE 104
EDDYSTONE, PENNSYLVANIA 15022
T 215.218.4747 F 215.405.2729
645 NORTH 12TH STREET SUITE 100
LEWISBURG, PENNSYLVANIA 17043
T 717.253.1105 F 717.754.0558

APPROXIMATE WORK AREA
3RD FLOOR
4TH FLOOR
5TH FLOOR

BUILDING NORTH
PENNSYLVANIA JUDICIAL CENTER
PROFESSIONAL'S SEAL

PROJECT 4613.0800
ALL DIMENSIONS MUST BE VERIFIED BY CONTRACTOR AND THE ARCHITECT NOTIFIED OF ANY DISCREPANCIES BEFORE PROCEEDING WITH THE CONSTRUCTION.
DO NOT SCALE DRAWINGS
© 2019 VITETTA
PROJECT TITLE

FLOORING REPLACEMENT ON LEVELS 3, 4, AND 5
AT THE
PENNSYLVANIA JUDICIAL CENTER
601 COMMONWEALTH AVENUE
HARRISBURG, PENNSYLVANIA 17120
COMMONWEALTH COURT OF PENNSYLVANIA
FOR THE

DRAWING TITLE
ARCHITECTURAL FIFTH FLOOR PART C FLOOR REPLACEMENT

SCALE 1/8" = 1'-0" (UNLESS NOTED OTHERWISE)
DRAWN J. JOUN
CHECKED D. VOZDZAK
APPROVED D. VOZDZAK
DATE 08.28.2019 | FINAL REVIEW SET

REVISIONS

NUMBER	DATE	DESCRIPTION
01		
02		
03		
04		
05		
06		

DRAWING

A2.03

DRAWING IS NOT FOR CONSTRUCTION